






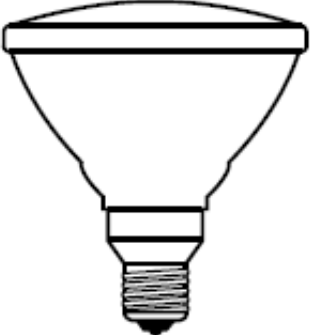



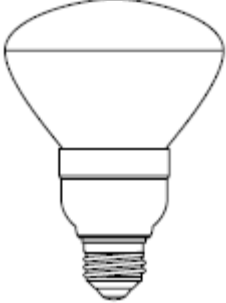


Lamp Type Picture Dictionary

Incandescent (including Halogen)			
			
A	B	CA candelabra	G25
			
G40	R20	R40	PAR38 *
Compact Fluorescent (CFL) †			
			
		R20	R30

* Should be used in exposed outdoor locations where bulb may get wet

† CFL may have reduced brightness or not start during cold weather

Most bulb shapes also come with LED – for outdoor lighting amber is best



*To Celebrate, Promote and Protect the
Glorious Starry Skies of Northern Arizona*

Flagstaffdarksies.org